


Welcome

to Ashley's Art Show
Art Elective 2017



*Color
Wheel*

Color ♥ Wheel

**a circle with different
colored sections to show
the relationship between
different colors**

In the beginning, I started out with a drawing to map out a different sections of a color wheel. The color I had pre-mixed before applying them on the canvas. Outer rim colors were mixed with white .

In the beginning, I started out with a drawing to map out a different sections of a color wheel. The color I had pre-mixed before applying them on the canvas. Outer rim colors were mixed with white .



LADY OF COLOR

Mixed Media

the use of a variety
of media in an
entertainment or
work of art.

At the beginning, I had no idea what techniques of mixed media I would use, but the three that I have chosen worked out perfectly fine. As my main materials I used tissue paper, sequins, and pompoms. These objects all come very colorful.



Growth

**As far as learning something new,
can take away the importance
of probably knowing the quantity and
the exact of mapping things out.**

**Overall my work came
out as expected and
I am proud of it.**

**There was no reasoning or inspiration behind
the thought of making this. I literally
have none tried this and found
the thought interesting to try. I have learned
that you can take just about anything
and turn something into art. You can use
different tools into a masterpiece. Beings though
my artwork is a girl and she
is bold and colorful, this idea can be
inspirational for other women to
really stand out for themselves.**



Sunsational

3rd quarter

Limited Painting



When an artist deliberately restricts the use of colors in a painting. They have a limited palette.

My overall vision for this work was to have an ombre feel. I used two bright colors and black because the color is bold and it would have made the colors stand out on their own.

This piece was suppose to indicate calmness. I achieved the image that I wanted which was to have the paintings blended where I made other colors out of only three colors/




Growth

This work relates to my last work on the same level that my last work I used colors to really pop and catch the viewer's eye sight immediately.

This piece catches viewer's eye because of the bold colors and how well they pop.

This piece made me realize that painting has certain brush patterns and brush sizes and thickness matters. I thought this would be easier than it was actually accomplished. It took some hard work.

Colors Used



Overall, I felt like my project reflected peace or calm emotions. I have gained many new skills and tricks from this simple painting that I can take with me in the future. It reminds me of a warm tropical place that turns into inspiration to take a relaxing trip.



WHAT I HAVE LEARNED ABOUT MAKING ART

The biggest walk away from my creations is that art takes patience. It is like having a strategy or like solving a math problem. The art piece has to well thought out in advanced and well prepped. Once you have this idea you have to set out the proper time plan out for your work. You cannot rush art or you will not get something as presentable.

Reflection

I have learned that I need to actually stick to my plans that I start out with because they are realistic. This way I do not fall behind or have to rush to create something that is not what I originally designed. Art takes time, patience, and concentration. Things can not be rushed or too much of changes of plans either.



This piece I stuck the most with plans. This was the neatest and most organized work that I completed. I did not miss any checkpoints and I really took my time. This piece was the best closet final look than all my other pieces.

**MOST PROUD OF COLOR
WHEEL**



POTTERY

I am most inspired by pottery art work because it is truly made all from scratch. Everything is truly yours without the help of anybody. I would like to make pottery in the future with the proper materials.

County, Discover Allegany. "Pottery and Clay Artists." Pottery Clay Artists Allegany County, NY. N.p., 2017. Web. 01 June 2017.

Thank You for Viewing

